



**BE PREPARED  
FOR THE  
UNEXPECTED.**

McGRATH™ MAC Video Laryngoscope

**Medtronic**  
Further. Together

## A difficult airway doesn't have to be a difficult intubation.

You do your best to avoid airway complications. You know they can be associated with significant patient morbidity and unnecessary expense.<sup>1-3</sup> But sometimes they occur when you least expect them.<sup>4,5</sup>

With the McGRATH™ MAC video laryngoscope, you can be better prepared for the unexpected.

### Combining confidence with simplicity and convenience, it provides:

- Better glottic visualization than traditional Macintosh laryngoscopy<sup>6</sup>
- Reduced intubation times, even with limited training<sup>6</sup>
- Higher intubation success rates than other video laryngoscopes<sup>7</sup>

### A FAMILIAR TECHNIQUE — EVOLVED

The McGRATH™ MAC video laryngoscope combines line-of-sight video from its portrait display with the familiar Macintosh technique. So you retain your traditional laryngoscopy skills.

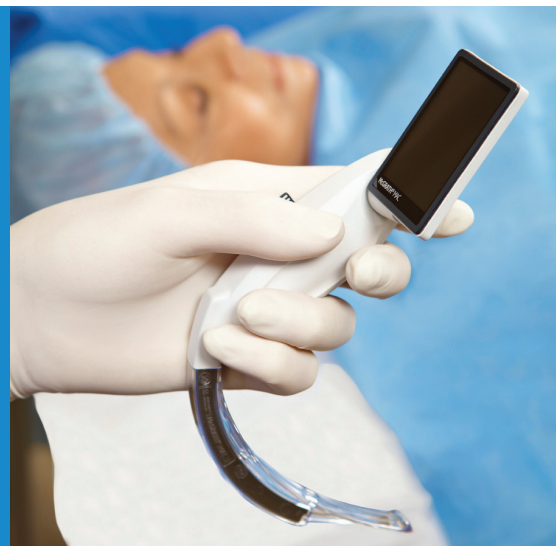
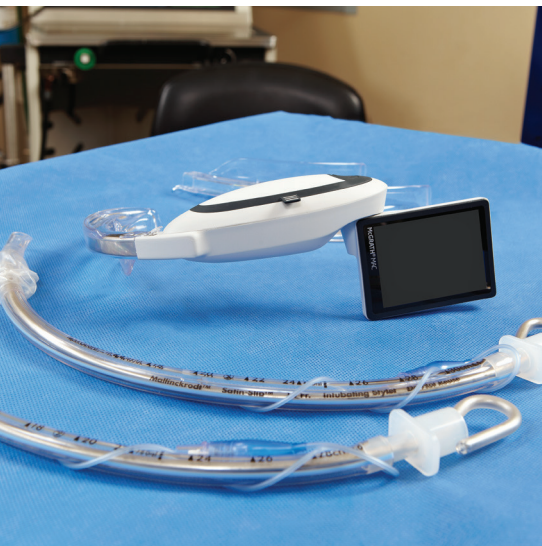

### SIMPLE AND VERSATILE


Single-button functionality and minute-by-minute battery indication. One handle with multiple blade options. From pediatric to adult patients and routine to extreme airways.<sup>8-10</sup>

### ONE SYSTEM — ALWAYS AVAILABLE

The McGRATH™ MAC is a cost-effective video laryngoscope — so it's within reach for every intubation.

With disposable, sterile blades and flexible cleaning options, it's ready when you are.





## ORDERING INFORMATION

SKU NO.	DESCRIPTION	QUANTITY
300-000-000	Handle	1
350-072-000	McGRATH™ MAC blade size 1	50/box
350-017-000	McGRATH™ MAC blade size 2	50/box
350-005-000	McGRATH™ MAC blade size 3	50/box
350-013-000	McGRATH™ MAC blade size 4	50/box
X3-003-000	McGRATH™ MAC X blade size 3	10/box
340-000-000	Battery pack, 250-minute	1

## TECHNICAL SPECIFICATIONS

### McGRATH™ MAC Handle

Size	180 mm x 68 mm x 110 mm
Weight	200 g
Power	3.6V lithium battery pack (c. 250 minutes)
Light source	High-intensity LED
Display	2.5" LCD color display
Camera	CMOS
Materials	Durable medical-grade thermoplastics with reinforced structural alloy core. The device and packaging are latex free.
Warranty	36 months

### McGRATH™ MAC disposable blades

Material	Fog-free medical-grade optical polymer
Packaging	Packaged sterile for single use

For demonstrations and quotes, please contact your local representative.

[Find out more at medtronic.com/mac-first](http://medtronic.com/mac-first)





Blade size 1



Blade size 2



Blade size 3



Blade size 4

1. Fiadjoe JE, Nishisaki A, Jagannathan N, et al. Airway management complications in children with difficult tracheal intubation from the Pediatric Difficult Intubation (PeDI) registry: a prospective cohort analysis. *Lancet Respir Med*. 2016;4(1):37-48.
2. Metzner J, Posner KL, Lam MS, Domino KB. Closed claims' analysis. *Best Pract Res Clin Anaesthesiol*. 2011;25(2):263-276.
3. Cook T, Woodall N, Frerk C. 4th National Audit Project of the Royal College of Anaesthetists and The Difficult Airway Society: Major complications of airway management in the United Kingdom. <http://www.rcoa.ac.uk/system/files/CSQ-NAP4-Full.pdf>. Published March 2011. Accessed January 2017.
4. Nørskov AK, Rosenstock CV, Wetterslev J, Astrup G, Afshari A, Lundstrøm LH. Diagnostic accuracy of anaesthesiologists' prediction of difficult airway management in daily clinical practice: a cohort study of 188 064 patients registered in the Danish Anaesthesia Database. *Anaesthesia*. 2015;70(3):272-281.
5. Huitink JM, Lie PP, Heideman I, et al. A prospective, cohort evaluation of major and minor airway management complications during routine anaesthetic care at an academic medical centre. *Anaesthesia*. 2017;72(1):42-48.
6. Shin M, Bai SJ, Lee KY, Oh E, Kim HJ. Comparing McGRATH MAC, C-MAC®, and Macintosh laryngoscopes operated by medical students: a randomized, crossover, manikin study. *Biomed Res Int*. 2016;2016:8943931.
7. Kleine-Brueggeney M, Greif R, Schoettker P, Savoldelli GL, Nabecker S, Theiler LG. Evaluation of six video laryngoscopes in 720 patients with a simulated difficult airway: a multicentre randomized controlled trial. *Br J Anaesth*. 2016;116(5):670-679.
8. Gaszyński T. Comparison of the glottic view during video-intubation in super obese patients: a series of cases. *Ther Clin Risk Manag*. 2016;12:1677-1682.
9. Szarpak L, Truszczyński Z, Czyżewski L, Gaszyński T, Rodríguez-Núñez A. A comparison of the McGrath-MAC and Macintosh laryngoscopes for child tracheal intubation during resuscitation by paramedics: a randomized, crossover, manikin study. *Am J Emerg Med*. 2016;34(8):1338-1341.
10. Ross M, Baxter A. Use of the new McGrath MAC size-1 paediatric videolaryngoscope. *Anaesthesia*. 2015;70(10):1217-1218.

© 2017 Medtronic. All rights reserved. Medtronic, Medtronic logo and Further, Together are trademarks of Medtronic. All other brands are trademarks of a Medtronic company. 04/2017-15-AW-0056(1)-(WF # 1683845)